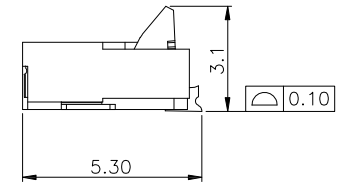
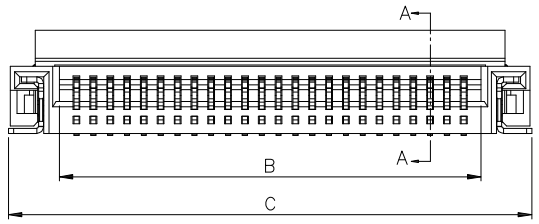


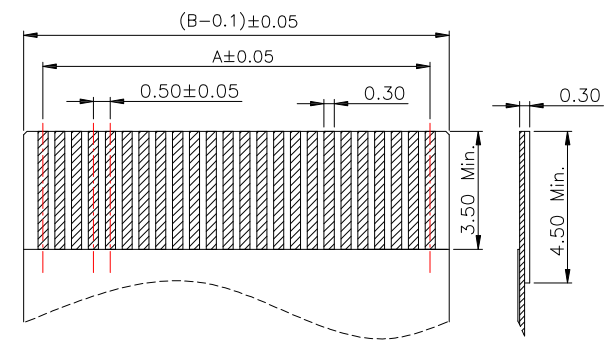

RECOMMEND PCB LAYOUT



PIN NO.	Dimensions			PIN NO.	Dimensions			PIN NO.	Dimensions		
	A	B	C		A	B	C		A	B	C
4	1.50	2.52	5.54	24	11.50	12.52	15.54	44	21.50	22.52	25.54
5	2.00	3.02	6.04	25	12.00	13.02	16.04	45	22.00	23.02	26.04
6	2.50	3.52	6.54	26	12.50	13.52	16.54	46	22.50	23.52	26.54
7	3.00	4.02	7.04	27	13.00	14.02	17.04	47	23.00	24.02	27.04
8	3.50	4.52	7.54	28	13.50	14.52	17.54	48	23.50	24.52	27.54
9	4.00	5.02	8.04	29	14.00	15.02	18.04	49	24.00	25.02	28.04
10	4.50	5.52	8.54	30	14.50	15.52	18.54	50	24.50	25.52	28.54
11	5.00	6.02	9.04	31	15.00	16.02	19.04	51	25.00	26.02	29.04
12	5.50	6.52	9.54	32	15.50	16.52	19.54	52	25.50	26.52	29.54
13	6.00	7.02	10.04	33	16.00	17.02	20.04	53	26.00	27.02	30.04
14	6.50	7.52	10.54	34	16.50	17.52	20.54	54	26.50	27.52	30.54
15	7.00	8.02	11.04	35	17.00	18.02	21.04	55	27.00	28.02	31.04
16	7.50	8.52	11.54	36	17.50	18.52	21.54	56	27.50	28.52	31.54
17	8.00	9.02	12.04	37	18.00	19.02	22.04	57	28.00	29.02	32.04
18	8.50	9.52	12.54	38	18.50	19.52	22.54	58	28.50	29.52	32.54
19	9.00	10.02	13.04	39	19.00	20.02	23.04	59	29.00	30.02	33.04
20	9.50	10.52	13.54	40	19.50	20.52	23.54	60	29.50	30.52	33.54
21	10.00	11.02	14.04	41	20.00	21.02	24.04	80	39.50	40.52	43.54
22	10.50	11.52	14.54	42	20.50	21.52	24.54				
23	11.00	12.02	15.04	43	21.00	22.02	25.04				

NOTE:

- MATERIAL:
 - HOUSING: LCP, NATURAL
 - AUTUATOR: LCP, BLACK
 - CONTACT: PHOSPHOR BRONZE
 - PEG: PHOSPHOR BRONZE
- PLATING:
 - CONTACT: GOLD PLATED ON NICKEL OVERALL
 - PEG: TIN PLATED OVER Nickel
- SPECIFICATION:
 - CURRENT RATING: 0.5A AC/DC
 - VOLTAGE RATING: 50V AC/DC
 - OPERATING TEMPERATURE RANGE: -25°C~+85°C



Applicable Flat Cable



TOLERANCE UNLESS OTHERWISE STATED:
 Up to 5 ±0.2
 Above 5 ~ 15 ±0.3
 Above 15 ~ 30 ±0.4
 Above 30 ~ 50 ±0.5
 Angle ±0.3°

3RD. ANGEL'S



UNITS

MM

DRAWN BY: Jack Lu
 CHECKED BY: Jacky Chen
 APPROVED BY: Tony Kao

DATE: 02/02/23
 DATE: 02/02/23
 DATE: 02/02/23

MAT'L		TITLE	CONNECTOR
FINISH		MODLE	FPC 0.5PH雙接 2.0H R/A SMT TYPE
SCALE	1 : 1	DWG NO.	FPC05D2-20xx-C5-S149
SHEET NO.	1 of 1	PART NO.	FPC05D2-20xx-C5-S149

ITEM NO.	DESCRIPTION	DRAWN	DATE